

Strand Pendant Lamp

“The Strand Pendant Lamp is formed from a sprayed cocoon material with its cloud-like appearance that tightly clings to a spinning steel frame. It consists of tiny strands for a complex, intriguing structure that shrouds the light source while acting as its diffuser. With its see-through expression, the cocoon material allows for the Strand Pendant Lamp to filter light for a warm, comfortable glow.”

— Benjamin Hubert



| | |
|-------------------------------|---|
| Designed by | Benjamin Hubert / 2019 |
| Environment | Indoor |
| Country of Production | Italy |
| Preassembled | Yes. |
| Description | The Strand Pendant Lamp is designed with soft, playful forms for a modern expression. The design provides both diffused lighting and direct lighting, the latter through its top and bottom opening. The design is made in a sprayed cocoon material that consists of tiny strands for a complex, intriguing structure that, paired with its modern form, gives the Strand Pendant Lamp an almost cloud-like appearance. With its cocoon material filtering light through for a warm, comfortable glow, the Strand Pendant Lamp hovers lightly in space, bringing comfort, harmony and a refined sensitivity to any room. |
| Material | The Strand Pendant Lamp is made of a cocoon layer with an inner steel structure, a PVC cord and PVC covered steel wire. |
| Cleaning & Care | Clean with soft dry cloth only. Always switch off the electricity supply before cleaning. |
| Cord length | 300, 500 cm / 118.1", 196.9" |
| Light source included | Closed - Ø 45 cm, Closed - Ø 60 cm, Closed - Ø 80 cm, Open - Ø 28 cm, Open - Ø 40 cm, Open - Ø 60 cm: No |
| Ceiling Cap included | Closed - Ø 45 cm, Closed - Ø 60 cm, Closed - Ø 80 cm, Open - Ø 28 cm, Open - Ø 40 cm, Open - Ø 60 cm: Yes |
| Dimmable function | Yes. |
| Additional information | Please note that the Open Ø60, Closed Ø45, Ø60 and Ø80 come with a wire suspension system with three metal wires. Metal wires 490 cm. Cord length 500 cm. Total possible suspension length from ceiling 480 cm. |

Strand Pendant Lamp

Dimensions

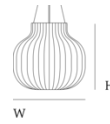
Closed - Ø 45 cm

Length: 45 cm / 17.7"
Height: 36,4 cm / 14.3"
Width: 45 cm / 17.7"
Diameter: 45 cm / 17.7"
Cord Length: 500 cm / 196.9"



Closed - Ø 60 cm

Length: 60 cm / 23.6"
Height: 54,8 cm / 21.6"
Width: 60 cm / 23.6"
Diameter: 60 cm / 23.6"
Cord Length: 500 cm / 196.9"



Closed - Ø 80 cm

Length: 80 cm / 31.5"
Height: 60,8 cm / 23.9"
Width: 80 cm / 31.5"
Diameter: 80 cm / 31.5"
Cord Length: 500 cm / 196.9"



Open - Ø 28 cm

Length: 28 cm / 11"
Height: 37,4 cm / 14.7"
Width: 28 cm / 11"
Diameter: 28 cm / 11"
Cord Length: 300 cm / 118.1"



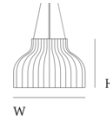
Open - Ø 40 cm

Length: 40 cm / 15.7"
Height: 50,2 cm / 19.8"
Width: 40 cm / 15.7"
Diameter: 40 cm / 15.7"
Cord Length: 300 cm / 118.1"



Open - Ø 60 cm

Length: 60 cm / 23.6"
Height: 40,3 cm / 15.9"
Width: 60 cm / 23.6"
Diameter: 60 cm / 23.6"
Cord Length: 500 cm / 196.9"



Ready-to-ship

White - Open
White - Closed

Strand Pendant Lamp

Lamp rating

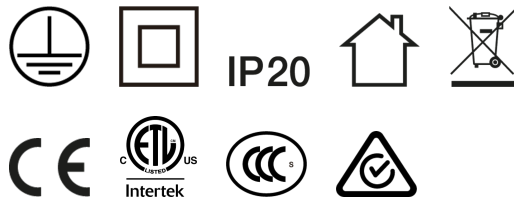
| | Closed - Ø 45 cm | Closed - Ø 60 cm | Closed - Ø 80 cm | Open - Ø 28 cm |
|----------------|---|---|---|---|
| Voltage | 220-240V | 220-240V | 220-240V | 220-240V |
| Frequency | 50/60Hz | 50/60Hz | 50/60Hz | 50/60Hz |
| IP Rating | IP20 | IP20 | IP20 | IP20 |
| Classification | Class I | Class I | Class I | Class II |
| Socket | 1 x E27 Max. 60W Max. 30W CLF Max. 25W LED | 1 x E27 Max. 60W Max. 30W CLF Max. 25W LED | 1 x E27 Max. 60W Max. 30W CLF Max. 25W LED | 1 x E27 Max. 40W Max. 13W CLF Max. 13W LED |
| | Open - Ø 40 cm | Open - Ø 60 cm | | |
| Voltage | 220-240V | 220-240V | | |
| Frequency | 50/60Hz | 50/60Hz | | |
| IP Rating | IP20 | IP20 | | |
| Classification | Class II | Class I | | |
| Socket | 1 x E27 Max. 40W Max. 13W CLF Max. 13W LED | 1 x E27 Max. 60W Max. 30W CLF Max. 25W LED | | |

Light source recommendation

| | Closed - Ø 45 cm | Closed - Ø 60 cm | Closed - Ø 80 cm | Open - Ø 28 cm |
|--------------------|---------------------------------------|--|--|---------------------------------------|
| Lamp Base | E27 | E27 | E27 | E27 |
| Dimensions | Ø125 x 175 mm | Ø125 x 175 mm | Ø125 x 175 mm | Ø80 x 115 mm |
| Light Source Shape | G125 | G125 | G125 | G80 |
| Light Source Type | LED | LED | LED | LED |
| Max Voltage | Max. 60W Max. 30W CLF Max. 25W LED | Max. 60W Max. 30W CLF Max. 25W LED | Max. 60W Max. 30W CLF Max. 25W LED | Max. 40W Max. 13W CLF Max. 13W LED |
| | Open - Ø 40 cm | Open - Ø 60 cm | | |
| Lamp Base | E27 | E27 | | |
| Dimensions | Ø80 x 115 mm | Ø125 x 175 mm | | |
| Light Source Shape | G80 | G125 | | |
| Light Source Type | LED | LED | | |
| Max Voltage | Max. 40W Max. 13W CLF Max. 13W LED | Max. 60W Max. 30W CLF Max. 25W LED | | |

Tests, Labels & Certifications

| | |
|-------------------------------|--|
| Electromagnetic Compatibility | Electromagnetic Compatibility (EMC) |
| Safety & Regulations | CCC EAC Certificate ECO Design Directive Low Voltage Directive 2014/35 EU (LVD) REACH Regulatory Compliance Mark (RCM) Restriction of Hazardous Substances Directive (RoHs) Waste of Electronic and Electrical Equipment (WEEE) |



Strand Pendant Lamp

[Explore Assets](#)

[DOWNLOADSITE](#)