

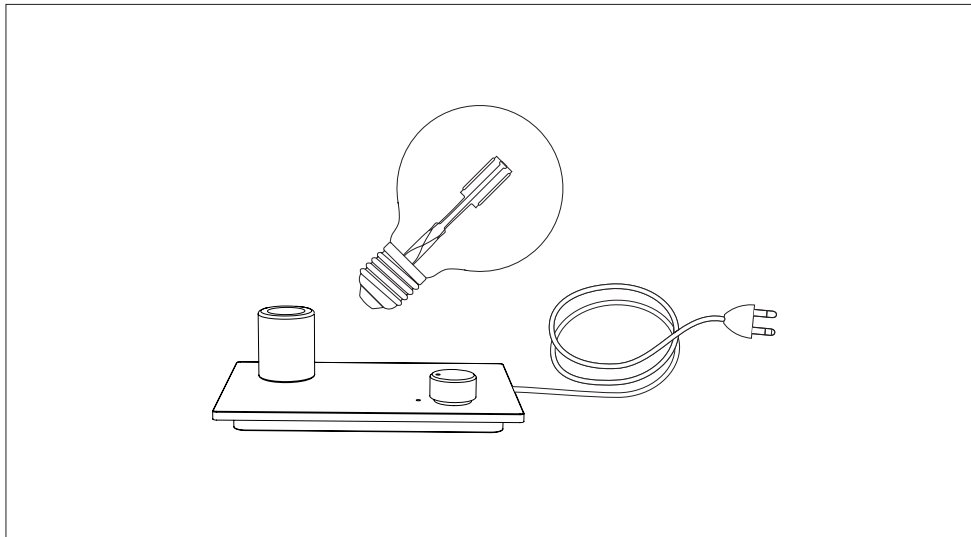
CLEANING — NETTOYAGE — LIMPIEZA

- EN Turn off electricity, clean with dry cloth.
- FR Eteindre l'électricité, nettoyer avec un chiffon humide.
- ES Apague la electricidad, limpie con un paño seco.

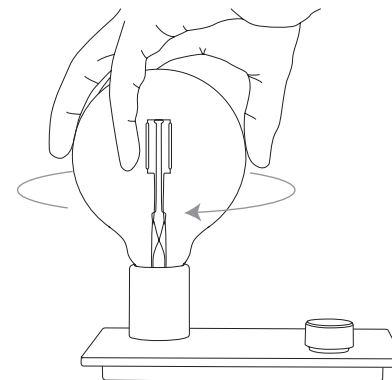
# CONTROL TABLE LAMP

— TAF Studio

NEW PERSPECTIVE ON SCANDINAVIAN DESIGN



Mount bulb / insérer l'ampoule / pon la bombilla



CAUTION – IMPORTANT SAFETY INSTRUCTION

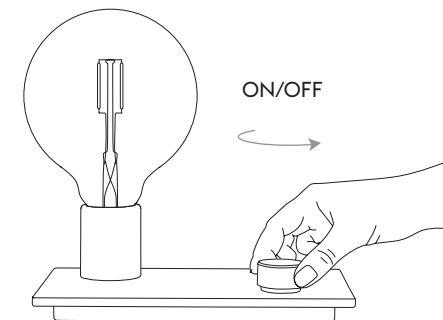
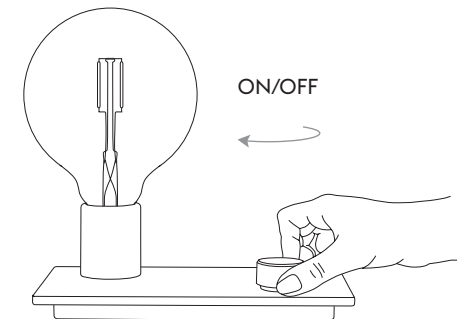
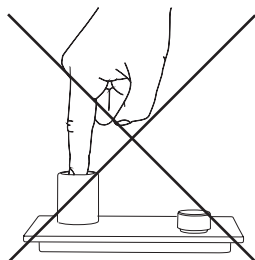
This portable luminaire has a polarized plug (one blade is wider than the other) as a feature to reduce the risk of electric shock. This plug will fit in a polarized outlet only one way. If the plug does not fit fully in the outlet, reverse the plug. If it still does not fit, contact a qualified electrician. Never use with an extension cord unless plug can be fully inserted. Do not alter the plug.

Ensure bulb has fully cooled before attempting to remove it. Protect from contact with liquids. Ensure the bulb is fitted securely in the lamp holder. Not suitable for household room illumination.

NOT FOR KIDS / PAS POUR LES ENFANTS / NO PARA LOS NIÑOS



WARNING  
ATTENTION  
ADVERTENCIA



CONTROL TABLE LAMP  
ONLY DIMMABLE BULBS CAN BE USED FOR THIS LAMP.  
E26 INCANDESCENT TYPE G125 BULB MAX 40W  
E26 LED TYPE G125 BULB MAX 6W  
120V, 60HZ