

Strand Pendant Lamp

“The Strand Pendant Lamp is formed from a sprayed cocoon material with its cloud-like appearance that tightly clings to a spinning steel frame. It consists of tiny strands for a complex, intriguing structure that shrouds the light source while acting as its diffuser. With its see-through expression, the cocoon material allows for the Strand Pendant Lamp to filter light for a warm, comfortable glow.”

— Benjamin Hubert



Designed by	Benjamin Hubert / 2019
Environment	Indoor
Country of Production	Italy
Preassembled	Yes.
Description	The Strand Pendant Lamp is designed with soft, playful forms for a modern expression. The design provides both diffused lighting and direct lighting, the latter through its top and bottom opening. The design is made in a sprayed cocoon material that consists of tiny strands for a complex, intriguing structure that, paired with its modern form, gives the Strand Pendant Lamp an almost cloud-like appearance. With its cocoon material filtering light through for a warm, comfortable glow, the Strand Pendant Lamp hovers lightly in space, bringing comfort, harmony and a refined sensitivity to any room.
Material	The Strand Pendant Lamp is made of a cocoon layer with an inner steel structure, a PVC cord and PVC covered steel wire.
Cleaning & Care	Clean with soft dry cloth only. Always switch off the electricity supply before cleaning.
Cord length	300, 500 cm / 118.1", 196.9"
Light source included	Closed - Ø 45 cm, Closed - Ø 60 cm, Closed - Ø 80 cm, Open - Ø 28 cm, Open - Ø 40 cm, Open - Ø 60 cm: No
Ceiling Cap included	Closed - Ø 45 cm, Closed - Ø 60 cm, Closed - Ø 80 cm, Open - Ø 28 cm, Open - Ø 40 cm, Open - Ø 60 cm: Yes
Dimmable function	Yes.
Additional information	Please note that the Open Ø60, Closed Ø45, Ø60 and Ø80 come with a wire suspension system with three metal wires. Metal wires 490 cm. Cord length 500 cm. Total possible suspension length from ceiling 480 cm.

Strand Pendant Lamp

Dimensions

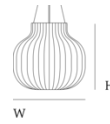
Closed - Ø 45 cm

Length: 45 cm / 17.7"
Height: 36,4 cm / 14.3"
Width: 45 cm / 17.7"
Diameter: 45 cm / 17.7"
Cord Length: 500 cm / 196.9"



Closed - Ø 60 cm

Length: 60 cm / 23.6"
Height: 54,8 cm / 21.6"
Width: 60 cm / 23.6"
Diameter: 60 cm / 23.6"
Cord Length: 500 cm / 196.9"



Closed - Ø 80 cm

Length: 80 cm / 31.5"
Height: 60,8 cm / 23.9"
Width: 80 cm / 31.5"
Diameter: 80 cm / 31.5"
Cord Length: 500 cm / 196.9"



Open - Ø 28 cm

Length: 28 cm / 11"
Height: 37,4 cm / 14.7"
Width: 28 cm / 11"
Diameter: 28 cm / 11"
Cord Length: 300 cm / 118.1"



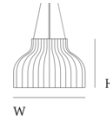
Open - Ø 40 cm

Length: 40 cm / 15.7"
Height: 50,2 cm / 19.8"
Width: 40 cm / 15.7"
Diameter: 40 cm / 15.7"
Cord Length: 300 cm / 118.1"



Open - Ø 60 cm

Length: 60 cm / 23.6"
Height: 40,3 cm / 15.9"
Width: 60 cm / 23.6"
Diameter: 60 cm / 23.6"
Cord Length: 500 cm / 196.9"



Ready-to-ship

White - Open
White - Closed

Strand Pendant Lamp

Lamp rating


	Closed - Ø 45 cm	Closed - Ø 60 cm	Closed - Ø 80 cm	Open - Ø 28 cm
Voltage	220-240V	220-240V	220-240V	220-240V
Frequency	50/60Hz	50/60Hz	50/60Hz	50/60Hz
IP Rating	IP20	IP20	IP20	IP20
Classification	Class I	Class I	Class I	Class II
Socket	1 x E27 Max. 60W Max. 30W CLF Max. 25W LED	1 x E27 Max. 60W Max. 30W CLF Max. 25W LED	1 x E27 Max. 60W Max. 30W CLF Max. 25W LED	1 x E27 Max. 40W Max. 13W CLF Max. 13W LED
Voltage	220-240V	220-240V		
Frequency	50/60Hz	50/60Hz		
IP Rating	IP20	IP20		
Classification	Class II	Class I		
Socket	1 x E27 Max. 40W Max. 13W CLF Max. 13W LED	1 x E27 Max. 60W Max. 30W CLF Max. 25W LED		

Light source recommendation

	Closed - Ø 45 cm	Closed - Ø 60 cm	Closed - Ø 80 cm	Open - Ø 28 cm
Lamp Base	E27	E27	E27	E27
Dimensions	Ø125 x 175 mm	Ø125 x 175 mm	Ø125 x 175 mm	Ø80 x 115 mm
Light Source Shape	G125	G125	G125	G80
Light Source Type	LED	LED	LED	LED
Max Voltage	Max. 60W Max. 30W CLF Max. 25W LED	Max. 60W Max. 30W CLF Max. 25W LED	Max. 60W Max. 30W CLF Max. 25W LED	Max. 40W Max. 13W CLF Max. 13W LED
Lamp Base	E27	E27		
Dimensions	Ø80 x 115 mm	Ø125 x 175 mm		
Light Source Shape	G80	G125		
Light Source Type	LED	LED		
Max Voltage	Max. 40W Max. 13W CLF Max. 13W LED	Max. 60W Max. 30W CLF Max. 25W LED		

Tests, Labels & Certifications

Electromagnetic Compatibility	Electromagnetic Compatibility (EMC)
Safety & Regulations	CCC EAC Certificate ECO Design Directive Low Voltage Directive 2014/35 EU (LVD) REACH Regulatory Compliance Mark (RCM) Restriction of Hazardous Substances Directive (RoHs) Waste of Electronic and Electrical Equipment (WEEE)



Strand Pendant Lamp

[Explore Assets](#)

[DOWNLOADSITE](#)