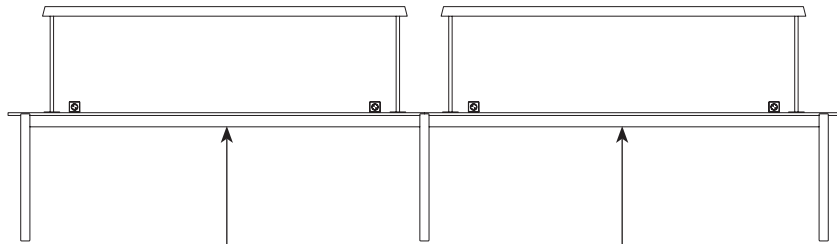


LINEAR TABLE POWER

— Thomas Bentzen

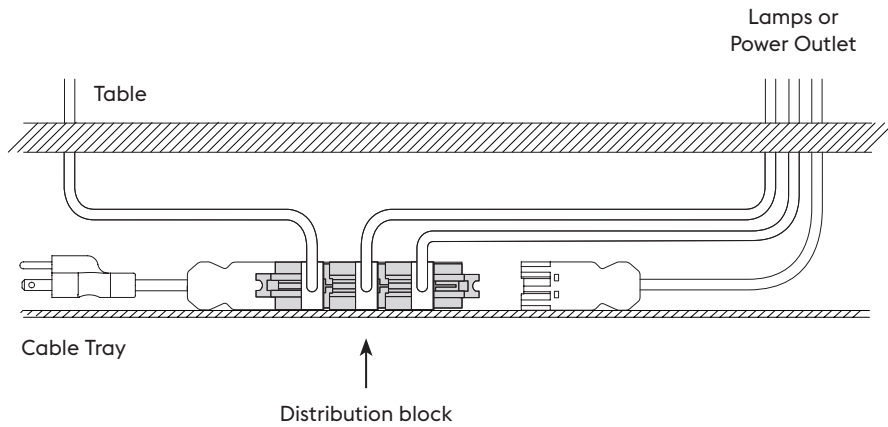
ASSEMBLY INSTRUCTION — INSTRUCTIONS DE MONTAGE —
INSTRUCCIONES DE MONTAJA



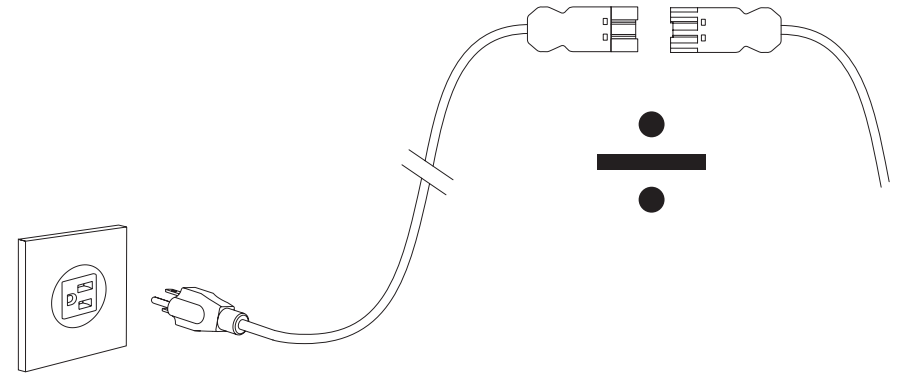
x1 Power Kit

x1 Power Kit

1 POWER KIT



DO NOT connect a plug with another plug.
Always connect plug to the distribution block.



RATED VOLTAGE: 125V
 RATED CURRENT: 15A
 INGRESS PROTECTION: IP20
 CABLE TYPE: 14AWG SJT
 OBSERVE LOCAL REQUIREMENTS FOR CONNECTION OF MULTIPLE UNITS
 POWER SOCKET TYPE: NEMA 5-15R
 MAXIMUM CABLE LENGTH (FROM PLUG TO FINAL SOCKET) - 7,62M / 25 / 300"
 MAXIMUM NUMBER OF LINEAR TABLE POWER OUTLETS TO BE FED FROM DISTRIBUTION BLOCK - 4
 NEMA 5-15 PLUGGED POWER CORD TO CONTAIN 15A OVER CURRENT PROTECTION



CLEANING — NETTOYAGE — LIMPIEZA

- EN Turn off electricity, clean with dry cloth.
- FR Eteindre l'électricité, nettoyer avec un chiffon humide.
- ES Apague la electricidad, limpie con un paño seco.