

CHANGING GLIDES


MUUTO ØSTERGADE 36-38 DK-1100
KØBENHAVN K DENMARK
MUUTO.COM

/ PLASTIC & FELT GLIDES

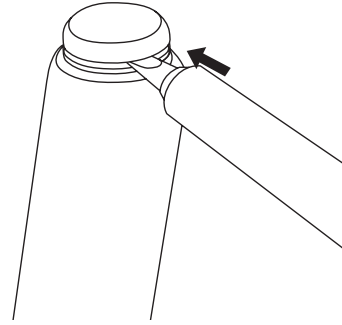
MUUTO
New Nordic

REMOVING PLASTIC GLIDES

1.

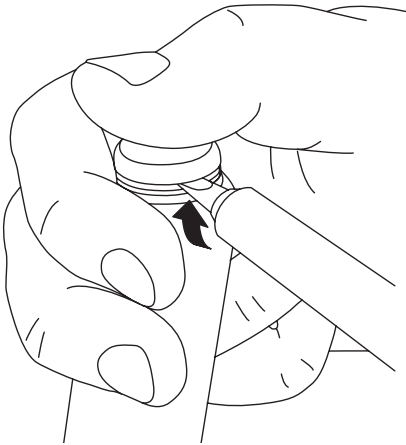


2.



Place the screwdriver between the base and the glide

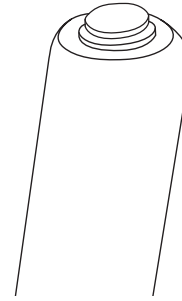
3.



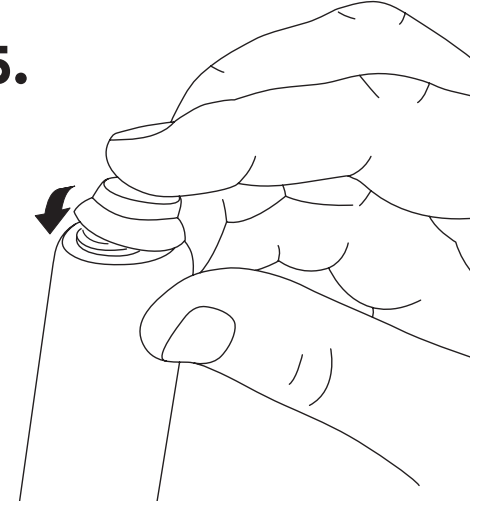
“Pop off” by turning the screwdriver

INSTALLING FELT GLIDES

4.



5.



Click on felt glide

6.

